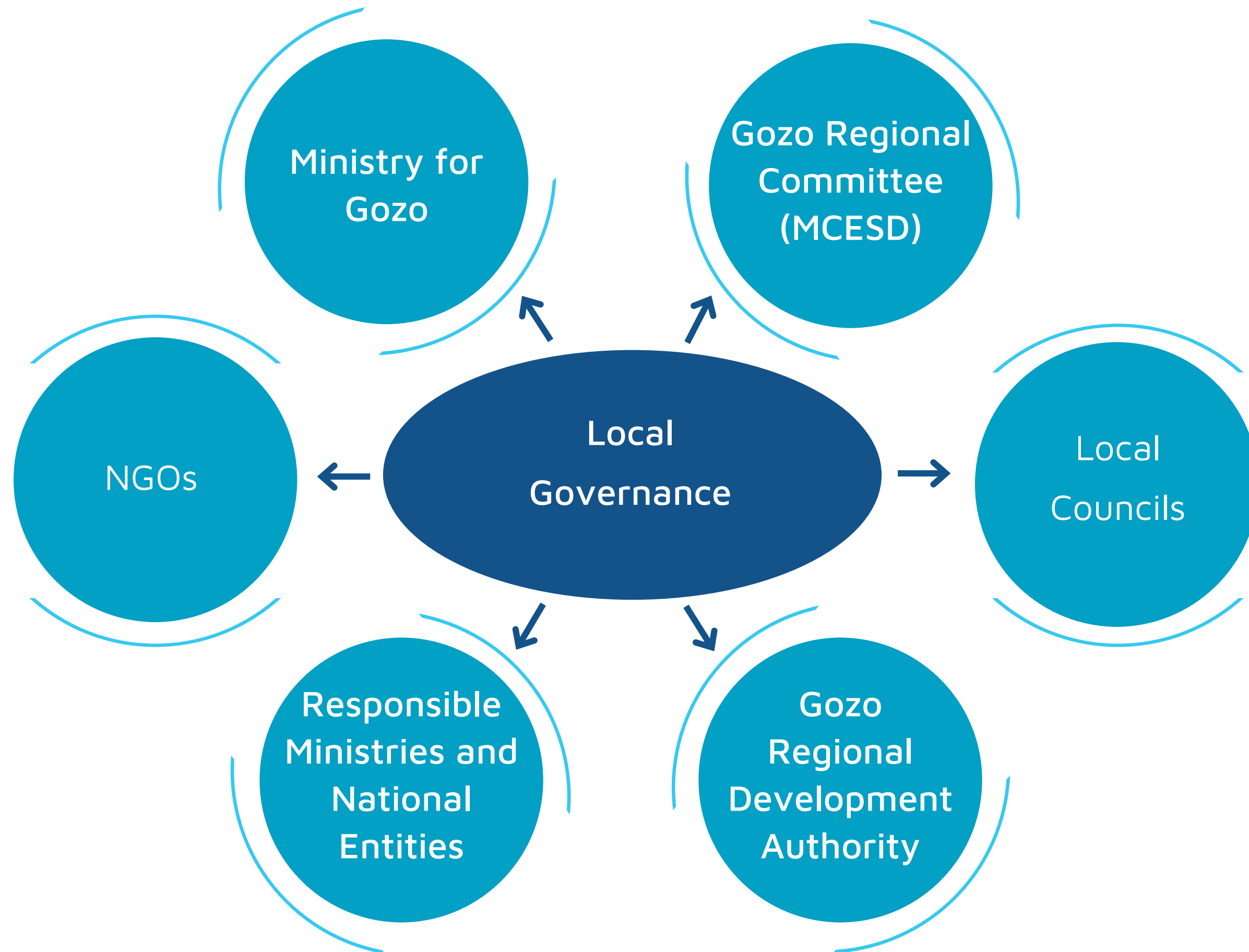




Gozo's Socio Economic Development

Daniel Borg
Chief Executive Officer
The Gozo Business Chamber

Gozo's Governance Scenario



Gozo: A Vibrant Society



Gozo's Main Economic Contributors

8.6%

Average Rate of Growth – GDP – Gozo
2016 - 2021

Malta: 7.5%

12.7%

Contribution of Construction to Gozo's
Regional GVA (2021)

Malta: 4.3%

9.8%

Contribution of Real Estate Activities
to Gozo's Regional GVA (2021)

Malta: 5.9%

Tourism 50%

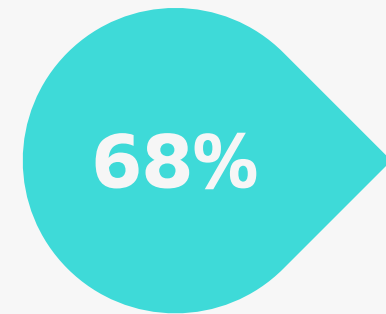
Estimated Contribution of Gozo's GDP

Domestic Tourists (2021) 365,252

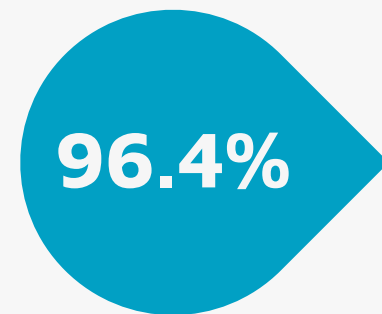
Foreign Inbound Tourists (2021) 70,655

Same day visitors (2019) 1,346,550

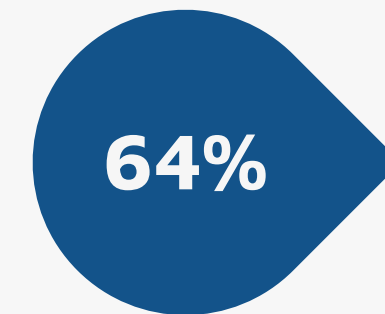
Gozo's Underlying Economic Structure



Employment



Business Units



GDP per capita

In 2020, 68% of the people in full-time employment in Gozo (place of work) were in the private sector, while 32 % were in the public sector

96.4% of the business units in Gozo employed between 1 to 9 persons (2020). In 2020 there were 14 active business units which employed 50-249 employees, but no business units which employed over 250 persons.

GDP per capita in Gozo (at market prices) at Euro 18,290 is 63.6 % of the national economy (2021)

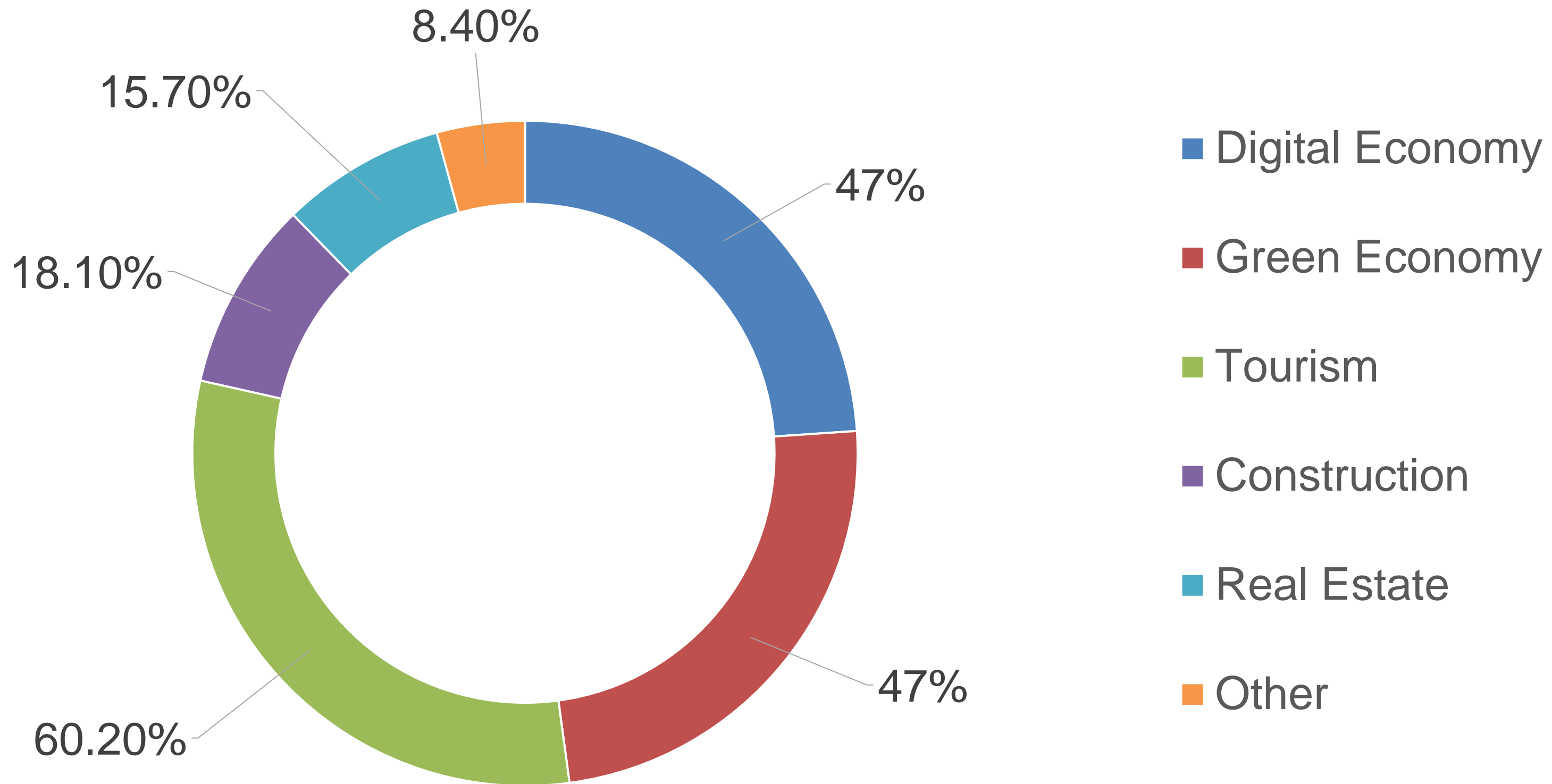
The Environment



New Economic Sectors



The Outlook of Our Members





Thank you!

THE GOZO BUSINESS CHAMBER